

## GD 475-SJ

### Universal glass break detector with junction box for most glass types, Glued

#### Technical data

Maximum coverage	2 m (P8B 1 m)
Approvals	VdS EN-ST-000243 (Environmental IIIA, Grade 3), SBSC 17-132 (Class 3) (together with IU 400), VdS G121503 Class B
Supply voltage	8 VDC (connected to IU 400)
Current consumption	1,7mA (5 mA in alarm state)
Alarm output	Transistor
Alarm indication	LED
Tamper protection	Yes
Alarm hold time	Latching
Alarm reset	Power down
Connection	Spiral cable (35 cm - 70 cm) made of PUR with RJ10 contact
Housing material	ABS Plastic
Colour	White
Operating temperature range	-40 to +55°C
Housing protection class	IP 67
Dimensions (H x Ø) mm	11 x 27
Grade	3






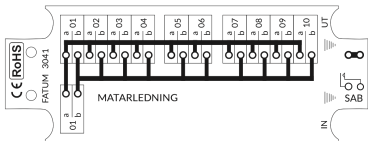


The GD 475-S has the same functions as GD 475 with transistor output and must be connected to the control panel via an IU 400 interface/analyser unit. The detector has a coiled cable with a modular contact which is connected to the junction box JB 103-4, which allows it to be quickly and easily disconnected from the detector loop when, for example, cleaning windows. The signals from the detector come on pin 5 & 6 in JB 103-4. Which is connected polarity independent to IU 400 pin 3 & 4.

**ORDERING INFORMATION**

Model	Description
GD 475-SJ	Glass break detector with transistor output, coiled cable with modular contact and junction box JB 103-4

## Related products and accessories

	<b>CG 100</b> Cable Conduit	
	<b>GDK 100</b> Adhesive Kit	
	<b>GVT 500</b> <b>DISCONTINUED</b> - Replaced by <a href="#">GVT 5000</a> Test unit for GD 300/GD 400 Glass Break Detectors.	
	<b>GVT 5000</b> Test Unit for Glass Break and Vibration Detectors	
	<b>3041</b> DISTRIBUTION MODULE 1 > 10 PAIR	

## Related products and accessories

**28041**

Distribution box  
1 > 8 pairs

